

LEYTE METROPOLITAN WATER DISTRICT


Condensed Balance Sheet
As of December 31, 2015
(with comparative figure for CY 2014)

		2015		2014
ASSETS				
Current Assets	P	355,999,750.22	P	370,895,030.38
Non- Current Assets				
Property, Plant & Equipt (net)	P	1,077,841,528.36	P	628,118,358.82
Construction in Progress	P	511,735,009.16	P	916,591,399.00
Other Assets		10,689,253.59		10,689,253.59
TOTAL ASSETS	P	<u>1,956,265,541.33</u>	P	<u>1,926,294,041.79</u>
LIABILITIES AND EQUITY				
Liabilities				
Current Liabilities	P	77,137,102.23	P	95,170,994.01
Long-Term Liabilities		822,632,548.82		813,569,416.35
Other Liabilities		8,358,554.05		5,907,529.25
Total Liabilities	P	<u>908,128,205.10</u>	P	<u>914,647,939.61</u>
Government Equity	P	<u>1,048,137,336.23</u>	P	<u>1,011,646,102.18</u>
TOTAL LIABILITIES AND EQUITY	P	<u><u>1,956,265,541.33</u></u>	P	<u><u>1,926,294,041.79</u></u>


Prepared by:


GENILEE V. GRATA
 Sr. Accounting Processor A


Reviewed by:


RITA FLORENCE B. ARPON
 Sr. Corporate Accounts Analyst

Certified Correct:


CATHERINE A. LONGJAS
 Sr. Corporate Accounts Analyst
 OIC, Finance Services Dept.

As Confirmed:


MARY JEANETTE C. CUA
 Dept. Manager C - Finance Services
 OIC, Admin. Services Dept.

Noted:


PASTOR A. HOMERES
 OIC, General Manager